



# ***MONEY MATTERS FAFSA FIRST!***

---

# Overview:

1. What is the FAFSA?
2. Contributors
3. FSA ID
4. Completing the FAFSA
5. Key Tips
6. What Happens after You Submit the FAFSA?

# FAFSA -Free Application for Federal Student Aid

Family Financial Snapshot

2024 Parent & Student Income,  
Assets, and Tax Information

Contributors

Complete Every Year

Dependent Until 24 years of Age  
\*Exceptions

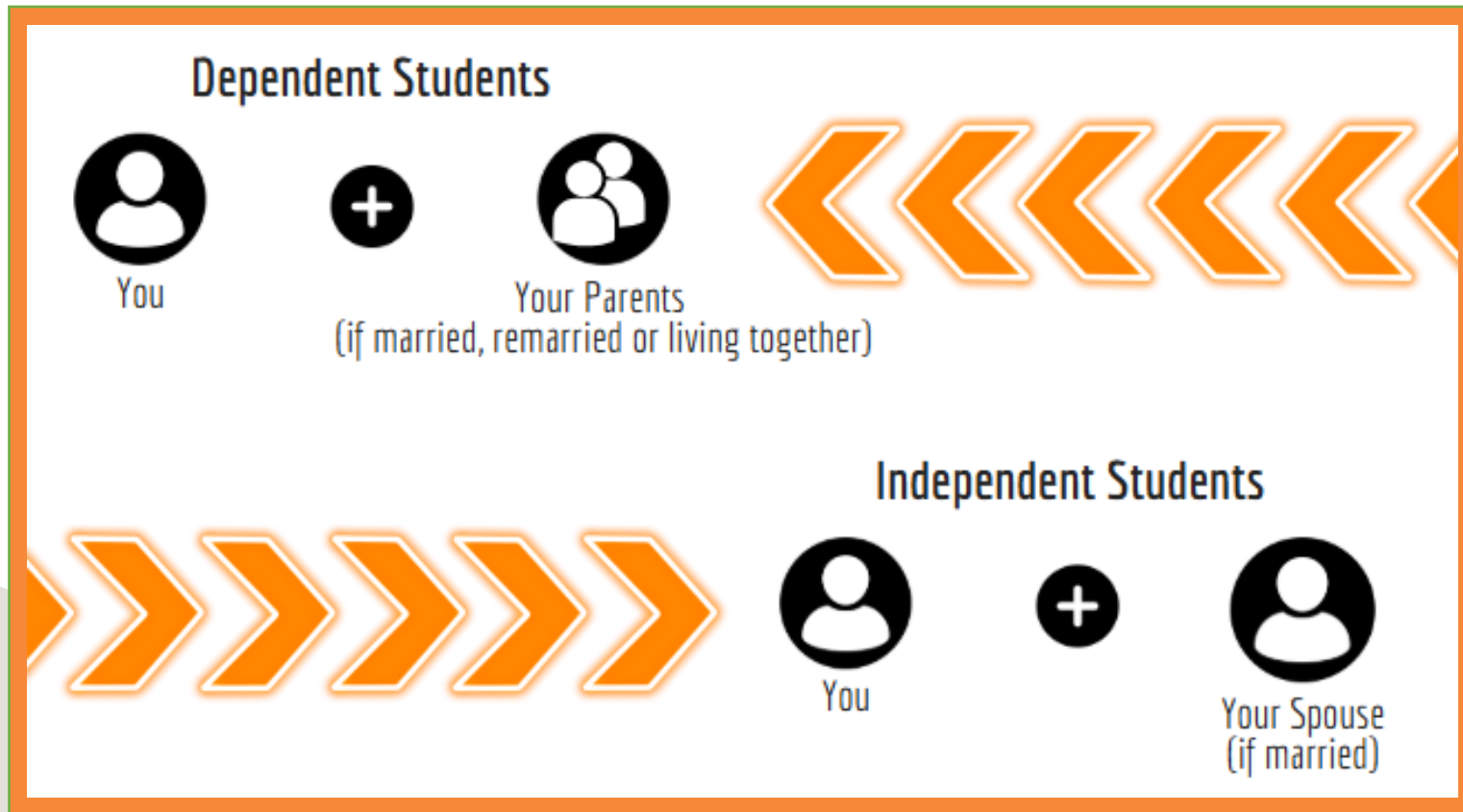


Priority Date: March 1st



# Contributors:

A Contributor is anyone who is required to provide financial information on the FAFSA form to determine eligibility for financial aid.



# Dependent Student Contributors:



If your biological or adoptive parents' marital status is married (not separated) or your parents live together but are unmarried, both parents are contributors on the FAFSA.

OR



If your biological or adoptive parents are separated/ divorced or not living together, then the parent who provided more financial support over the past 12 months or the parent with the greater income and assets will be identified as a contributor.

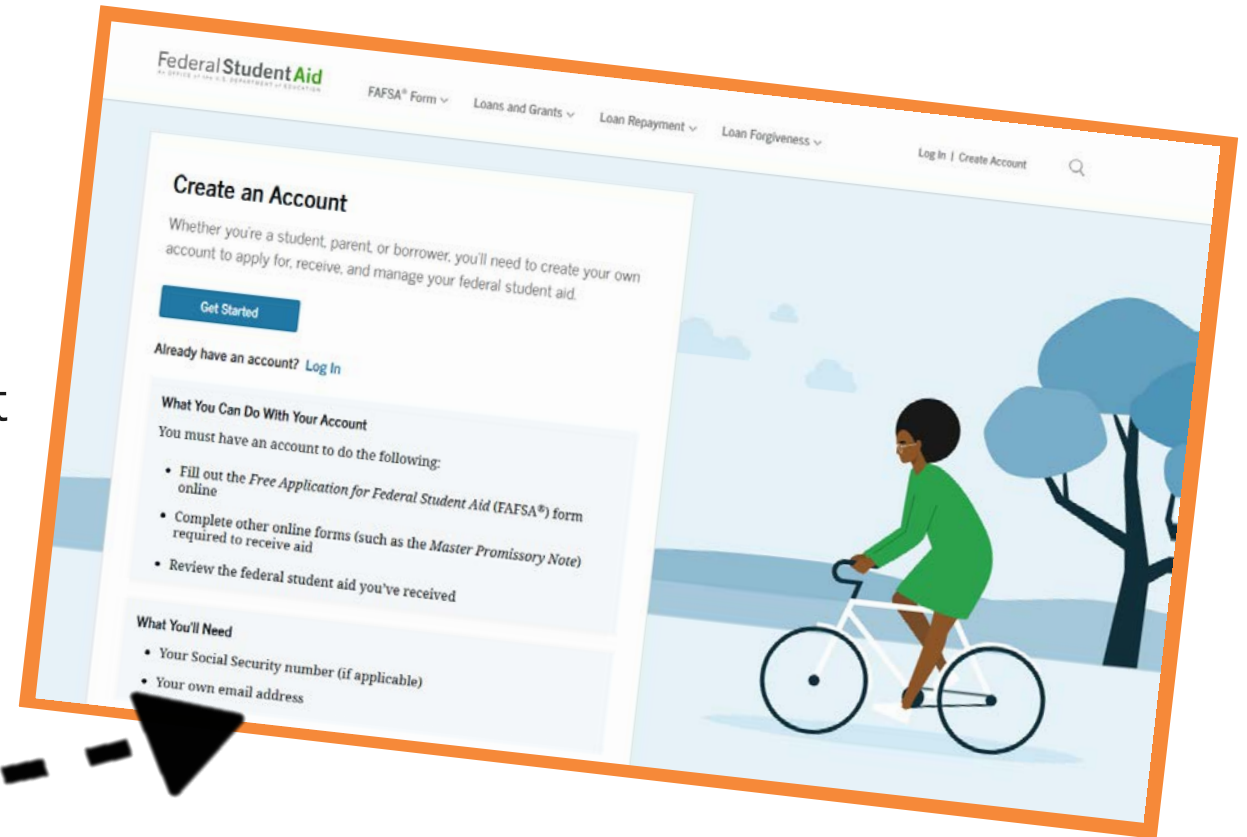
If your biological or adoptive parent's marital status is married/remarried. Your stepparent will also be identified as a contributor on the FAFSA.



Try the Who's My Parent? Wizard Tool

# FSA ID

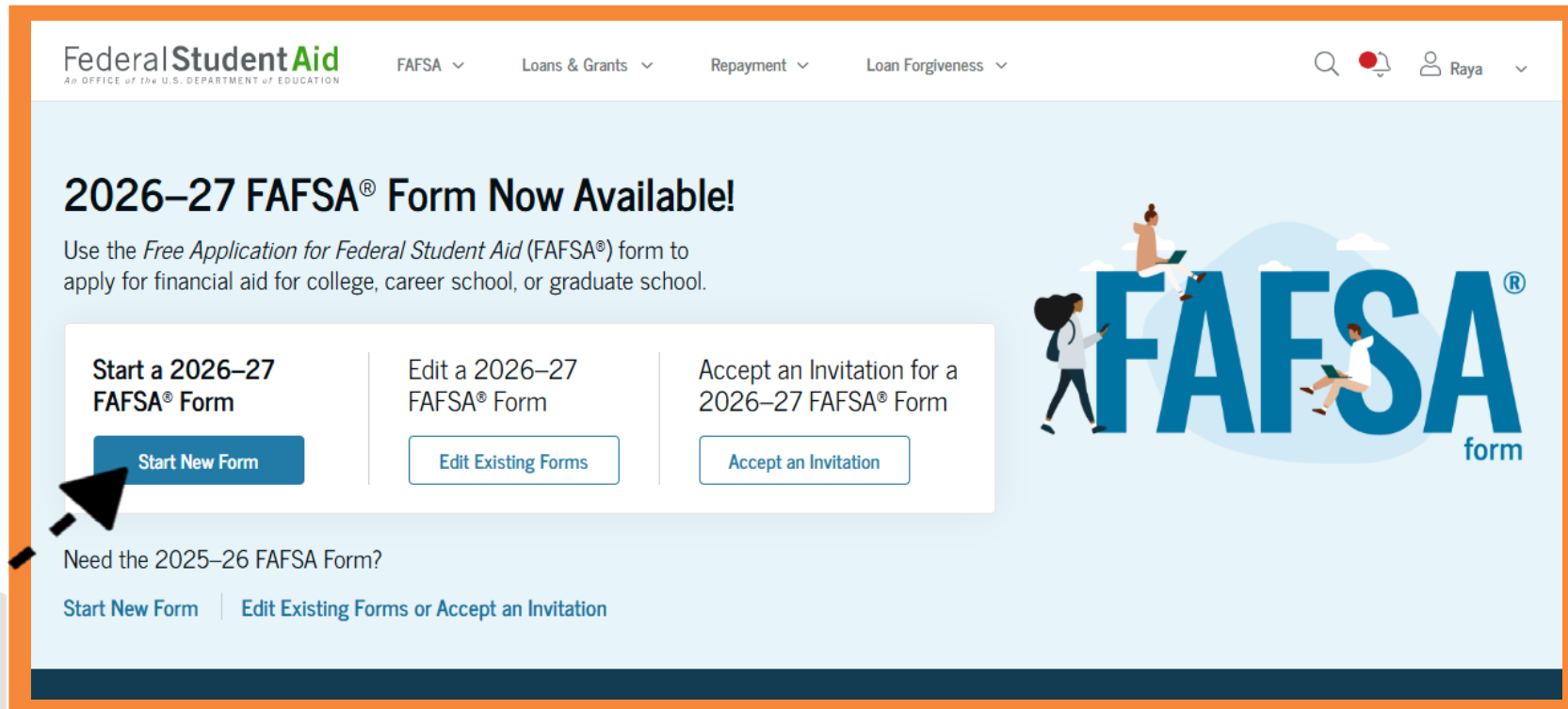
- Username & Password for Federal Financial Aid Websites
- All contributors need a FSA ID to submit the FAFSA.
- Create a FSA ID at [studentaid.gov/fsa-id/create-account](https://studentaid.gov/fsa-id/create-account)
- Do not create a new one if you already have one.
- Check your personal info carefully before submitting





# *How to Complete the FAFSA!*

# FAFSA— Starting a 2026-2027 FAFSA Form



The screenshot shows the Federal Student Aid website interface. At the top, the navigation bar includes the 'FederalStudentAid' logo, links for 'FAFSA', 'Loans & Grants', 'Repayment', and 'Loan Forgiveness', a search icon, a notification bell, and a user profile labeled 'Raya'. The main heading reads '2026-27 FAFSA® Form Now Available!'. Below this, a subtext states: 'Use the *Free Application for Federal Student Aid* (FAFSA®) form to apply for financial aid for college, career school, or graduate school.' A central white box contains three columns of options: 'Start a 2026-27 FAFSA® Form' with a blue 'Start New Form' button, 'Edit a 2026-27 FAFSA® Form' with a blue 'Edit Existing Forms' button, and 'Accept an Invitation for a 2026-27 FAFSA® Form' with a blue 'Accept an Invitation' button. To the right of this box is a large graphic of the 'FAFSA form' logo with stylized figures. Below the main options, a section asks 'Need the 2025-26 FAFSA Form?' and provides links for 'Start New Form' and 'Edit Existing Forms or Accept an Invitation'. A dashed arrow from the left points to the 'Start New Form' button.

FederalStudentAid  
An OFFICE of the U.S. DEPARTMENT of EDUCATION

FAFSA ▾ Loans & Grants ▾ Repayment ▾ Loan Forgiveness ▾

🔍 🔔 👤 Raya ▾

## 2026-27 FAFSA® Form Now Available!

Use the *Free Application for Federal Student Aid* (FAFSA®) form to apply for financial aid for college, career school, or graduate school.

**Start a 2026-27 FAFSA® Form**  
[Start New Form](#)

**Edit a 2026-27 FAFSA® Form**  
[Edit Existing Forms](#)

**Accept an Invitation for a 2026-27 FAFSA® Form**  
[Accept an Invitation](#)

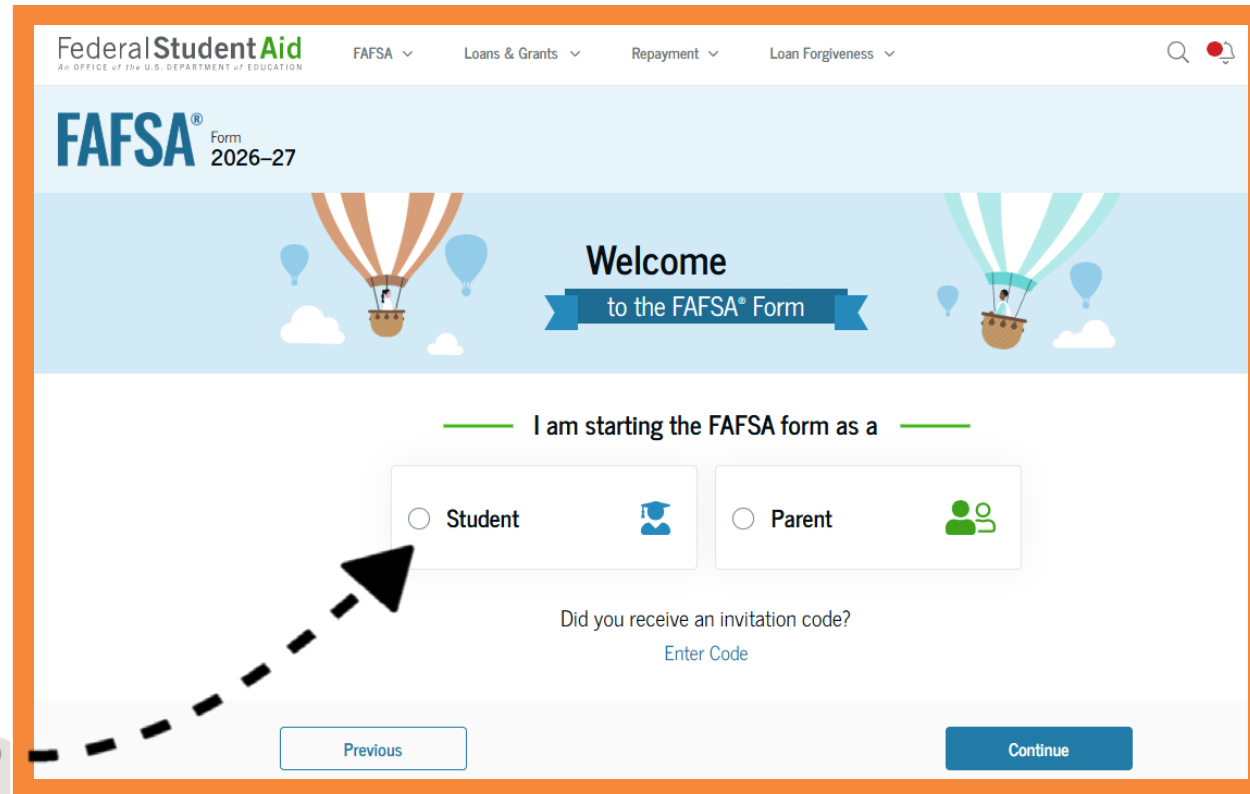
**FAFSA®** form

Need the 2025-26 FAFSA Form?

[Start New Form](#) | [Edit Existing Forms or Accept an Invitation](#)



# FAFSA— Starting a 2026-2027 FAFSA Form




The screenshot shows the FAFSA 2026-27 welcome page. At the top, the navigation bar includes 'FederalStudentAid' (An OFFICE of the U.S. DEPARTMENT of EDUCATION), 'FAFSA', 'Loans & Grants', 'Repayment', and 'Loan Forgiveness'. The main header features the 'FAFSA Form 2026-27' logo. Below this is a banner with hot air balloons and the text 'Welcome to the FAFSA Form'. The main content area has a heading 'I am starting the FAFSA form as a' followed by two options: 'Student' (with a radio button and a graduation cap icon) and 'Parent' (with a radio button and a family icon). Below these options is the question 'Did you receive an invitation code?' with a link 'Enter Code'. At the bottom are 'Previous' and 'Continue' buttons. A dashed black arrow points from the bottom left towards the 'Student' option.


FederalStudentAid  
An OFFICE of the U.S. DEPARTMENT of EDUCATION

FAFSA Form 2026-27

Welcome  
to the FAFSA Form

I am starting the FAFSA form as a

☐ Student 

☐ Parent 

Did you receive an invitation code?  
[Enter Code](#)

Previous Continue

# FAFSA— Starting a 2026-2027 FAFSA Form

## Student View



**FAFSA®** Form 2026–27 Student **Raya Tran**

### Understanding the FAFSA® Form

1 of 4

#### What is the FAFSA® form?

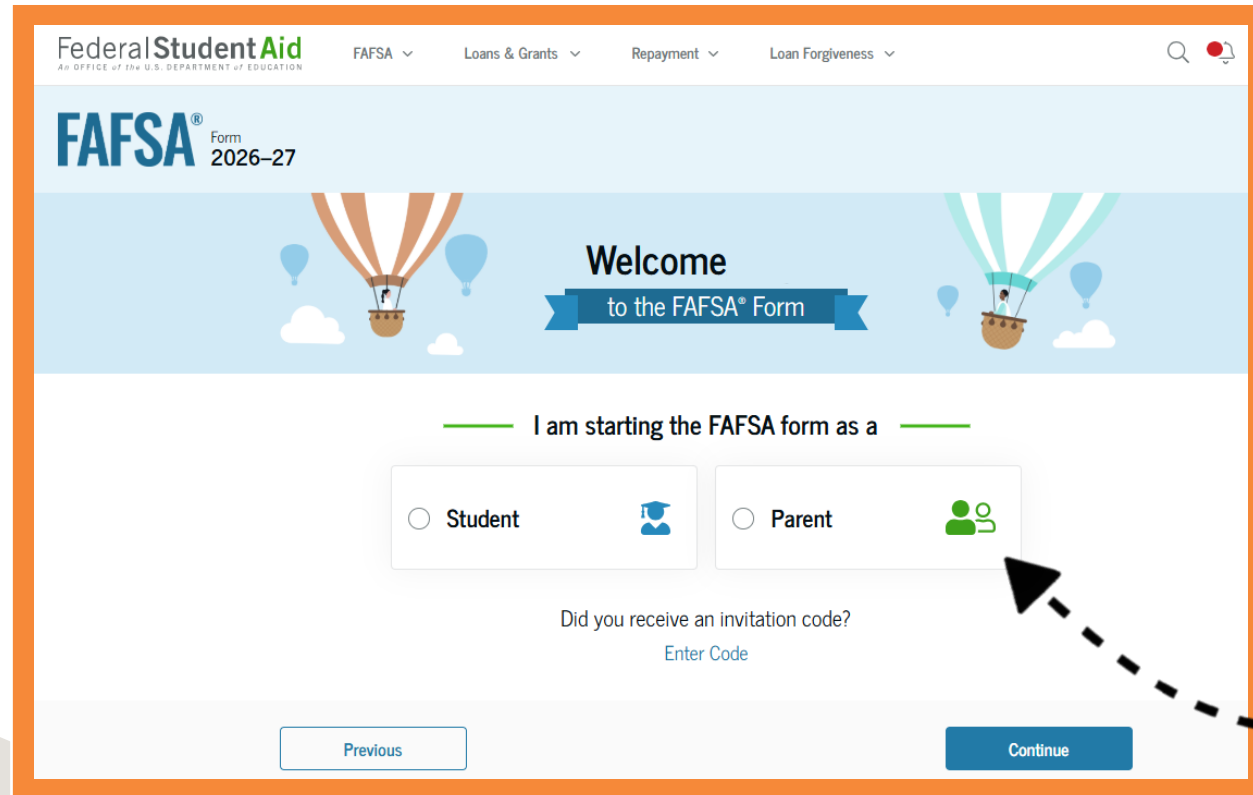
Use the *Free Application for Federal Student Aid* (FAFSA®) form to apply for grants, scholarships, work-study funds, and loans for college, career school, or graduate school.

You might need the following information or documents as you fill out the FAFSA form:

- Tax returns
- Records of child support received
- Current balances of cash, savings, and checking accounts
- Net worth of investments, businesses, and farms

What is FAFSA® and why is it important?

# FAFSA— Starting a 2026-2027 FAFSA Form




The screenshot shows the FAFSA 2026-27 welcome page. At the top, the header includes 'Federal Student Aid' and navigation links for 'FAFSA', 'Loans & Grants', 'Repayment', and 'Loan Forgiveness'. The main heading is 'FAFSA® Form 2026-27'. Below this is a banner with the text 'Welcome to the FAFSA® Form' flanked by hot air balloon illustrations. A green line indicates the user's role: 'I am starting the FAFSA form as a'. There are two selection options: 'Student' with a graduation cap icon and 'Parent' with a family icon. The 'Parent' option is highlighted with a dashed black arrow pointing to it from the right. Below the role selection, there is a question 'Did you receive an invitation code?' with a link 'Enter Code'. At the bottom, there are 'Previous' and 'Continue' buttons.


Federal Student Aid  
An OFFICE of the U.S. DEPARTMENT of EDUCATION

FAFSA Form 2026-27

Welcome to the FAFSA® Form

I am starting the FAFSA form as a

☐ Student 

☐ Parent 

Did you receive an invitation code?  
[Enter Code](#)

Previous Continue

# FAFSA— Starting a 2026-2027 FAFSA Form

## Parent View

**FAFSA<sup>®</sup>** Form 2026–27

**Student Information**

Enter the student's full legal name as it appears on their Social Security card along with additional information to start a FAFSA<sup>®</sup> form on their behalf. They will receive an email inviting them to this FAFSA form.

If they already have a StudentAid.gov account, the information entered here must exactly match that account. Only the email address does not need to match.

First Name

Last Name

Date of Birth

Month

Day

Year

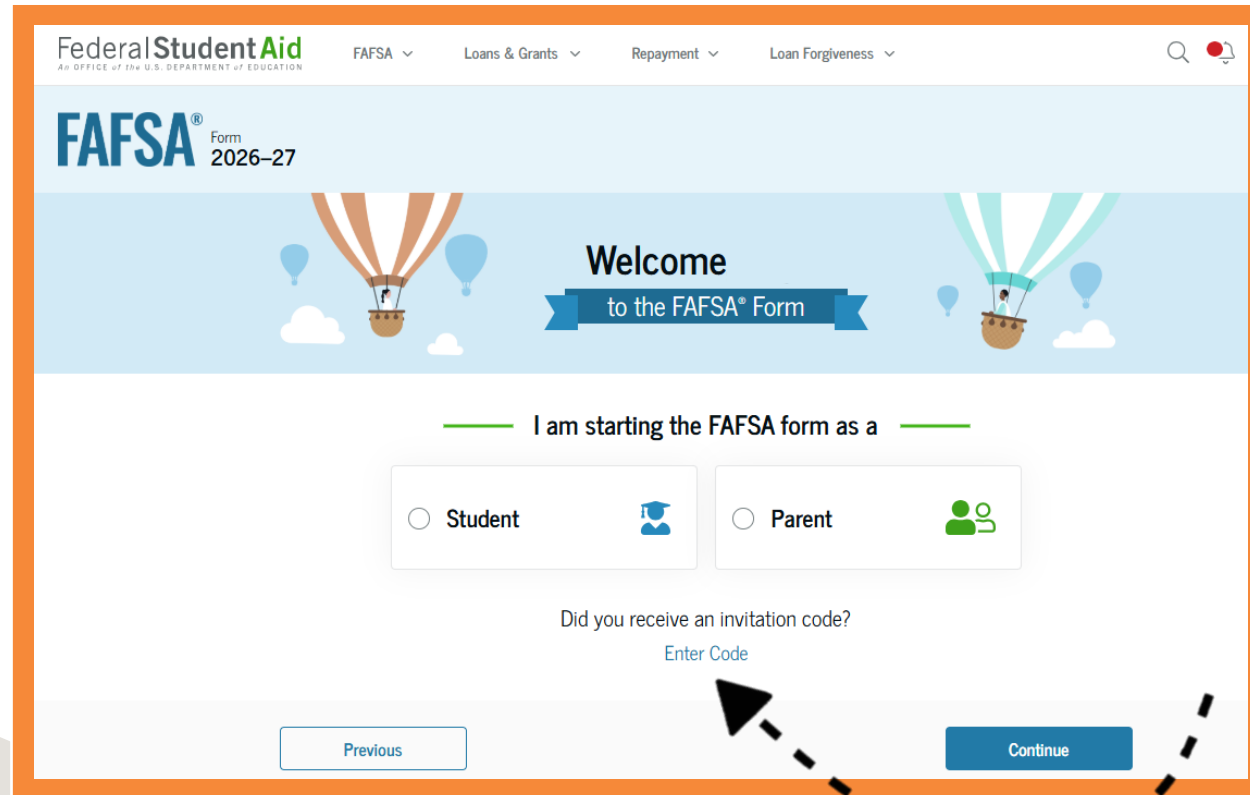
Social Security Number (SSN)

Hide

☐ The student is a resident of one of the Freely Associated States and doesn't have an SSN.

Email Address

# FAFSA— Starting a 2026-2027 FAFSA Form




The screenshot shows the FAFSA 2026-27 welcome page. At the top, the navigation bar includes 'FederalStudentAid' (An OFFICE of the U.S. DEPARTMENT of EDUCATION), 'FAFSA', 'Loans & Grants', 'Repayment', and 'Loan Forgiveness'. The main header features the 'FAFSA Form 2026-27' logo. Below this is a banner with hot air balloons and the text 'Welcome to the FAFSA Form'. The main content area has a heading 'I am starting the FAFSA form as a' followed by two options: 'Student' (with a graduation cap icon) and 'Parent' (with a family icon). Below these options is the question 'Did you receive an invitation code?' with a link 'Enter Code'. At the bottom are 'Previous' and 'Continue' buttons. A dashed arrow points from the 'Continue' button to the 'Enter Code' link.


FederalStudentAid  
An OFFICE of the U.S. DEPARTMENT of EDUCATION

FAFSA Form 2026-27

Welcome  
to the FAFSA Form

I am starting the FAFSA form as a

☐ Student 

☐ Parent 

Did you receive an invitation code?  
[Enter Code](#)

Previous Continue

# FAFSA— Starting a 2026-2027 FAFSA Form

## Parent View

The screenshot shows the FAFSA Parent View interface. A dashed arrow points from the left towards the 'Invitation Code' input field. An orange box highlights the 'Accept 2026-27 FAFSA® Invitation' section, including the 'Invitation Code' field and the 'Submit' button. Another orange box highlights the 'By Accepting This Invitation You Agree To Share Your Information' section, which includes a paragraph of text and 'Go Back' and 'Accept' buttons. Two additional orange boxes highlight the 'Need to accept an invitation for a different year?' and 'Don't have an invitation code?' sections at the bottom.

Federal Student Aid  
An OFFICE of the U.S. DEPARTMENT of EDUCATION

FAFSA ▾ Loans & Grants ▾ Repayment ▾ Loan Forgiveness ▾

[← FAFSA Homepage](#)

### Accept 2026-27 FAFSA® Invitation

Enter the code you received for the FAFSA form.

Invitation Code

Submit

**By Accepting This Invitation You Agree To Share Your Information**

We will need to use some personal information we already have on file about you in order to fill out the necessary steps in this FAFSA® form. Select "Continue" to accept this invitation.

Go Back Accept

**Need to accept an invitation for a different year?**

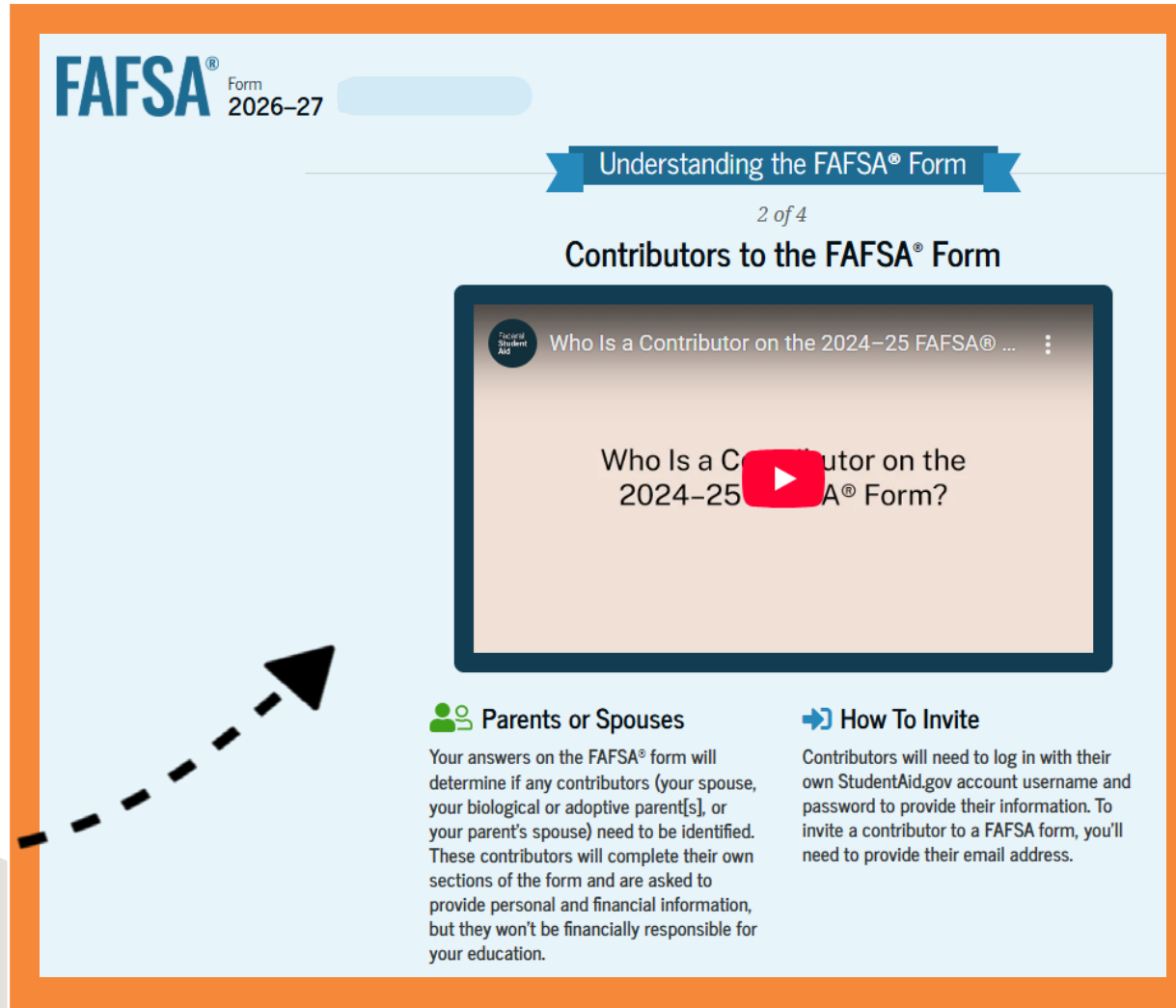
Go to ["My Activity"](#) to find any existing invitations for a previous year's FAFSA form.

**Don't have an invitation code?**

Speak with the person who invited you to the form and ensure they have sent it to your email. Check your inbox for your invitation code.

# FAFSA— Starting a 2026-2027 FAFSA Form

## Student View



**FAFSA**® Form 2026-27

Understanding the FAFSA® Form

2 of 4

Contributors to the FAFSA® Form

Who Is a Contributor on the 2024-25 FAFSA® ...

Who Is a Contributor on the 2024-25 FAFSA® Form?

**Parents or Spouses**


Your answers on the FAFSA® form will determine if any contributors (your spouse, your biological or adoptive parent[s], or your parent's spouse) need to be identified. These contributors will complete their own sections of the form and are asked to provide personal and financial information, but they won't be financially responsible for your education.

**How To Invite**

Contributors will need to log in with their own StudentAid.gov account username and password to provide their information. To invite a contributor to a FAFSA form, you'll need to provide their email address.

# FAFSA— Starting a 2026-2027 FAFSA Form

## Student View



The screenshot shows the FAFSA 2026-27 interface. At the top left is the FAFSA logo with 'Form 2026-27' next to it. A progress bar indicates '3 of 4' steps. The current step is titled 'What To Expect' with a sub-header 'Understanding the FAFSA® Form'. Below this, it says 'How long will this take? 30 minutes'. A text box explains that contributors must provide consent and approval for federal student aid eligibility, and that FAFSA can obtain federal tax information from the IRS. Another text box states that the form can be saved and returned to later, with a link to learn about data usage. A video player overlay is positioned in the lower right, showing a video titled 'What Does It Mean To Provide Consent and Approval on the 2024-25 FAFSA® Form?'. A dashed arrow points from the bottom left towards the video player. At the bottom of the page, there is a link to learn about data usage.

FAFSA® Form 2026-27

Understanding the FAFSA® Form

3 of 4

### What To Expect

How long will this take? 30 minutes

Every contributor must provide consent and approval for you to be eligible for federal student aid. With your consent and approval, we can obtain your federal tax information automatically from the IRS to help you complete the FAFSA® form.

You can save the form and return to it later if you need more time. Learn about [how we use the information we collect](#) on your FAFSA form.

What Does It Mean To Provide Consent and Ap...

What Does It Mean To Provide Consent and Approval on the 2024-25 FAFSA® Form?

Learn about [how we use the information we collect](#) on your FAFSA form.



# FAFSA— Starting a 2026-2027 FAFSA Form

## Student View

**FAFSA**<sup>®</sup> Form 2026–27

Understanding the FAFSA<sup>®</sup> Form

4 of 4

**After Submitting the FAFSA<sup>®</sup> Form**

After submission, you'll need to check on the status of your FAFSA<sup>®</sup> form and make corrections, if required.

Federal Student Aid

What Happens After Submitting Your FAFSA<sup>®</sup> ...

What Happens After Submitting Your FAFSA<sup>®</sup> Form?

**FAFSA<sup>®</sup> FORM**

→ Your form will be processed in one to three days.

→ You'll be able to view your FAFSA Submission Summary. It will include the Student Aid Index (SAI), an index number used to determine federal student aid eligibility.

→ Schools will use your SAI to create your financial aid offer that explains the types and amounts of aid they are offering you. Most schools only send an aid offer when they accept you for admission.

Start FAFSA Form

# FAFSA–2026-2027 FAFSA Form

## Student View

**FAFSA**<sup>®</sup> Form 2026–27

### Student Identity Information

Review the information below and verify that it's correct before moving forward.

Name Hokie Bird

Date of Birth June 20, 1872

Social Security Number XXX-XX-XXXX

Email Address hokiebird@vt.edu

Mobile Phone Number 1-800-Hokie-Bird

*To update this information for all U.S. Department of Education communications, go to [Account Settings](#).*

---

**Permanent Mailing Address**  
*Include apartment number.*

925 Prices Fork Rd

City

Blacksburg

Continue



# FAFSA–2026-2027 FAFSA Form

## Student View

**FAFSA**<sup>®</sup> Form 2026–27

Provide Consent and Approval or You Won't Be Eligible for Federal Student Aid

### Summary

Your consent and approval are needed to retrieve and disclose federal tax information. With your consent and approval, we can obtain tax return information automatically from the IRS to help you complete the FAFSA<sup>®</sup> form. If you don't provide consent and approval, you will not be eligible for federal student aid, including grants and loans. You must provide consent and approval even if you didn't file a U.S. federal tax return or any tax return.

→ Get your 2024 tax return information for the 2026–27 FAFSA form.

→ Federal tax information is used to determine your eligibility for federal student aid.

→ Tax return information is required to complete the FAFSA form.

By accepting below, I consent to the disclosure of information about me, and affirmatively approve of

- the receipt and use of my federal tax information, and
- the redisclosure of my federal tax information by the U.S. Department of Education (ED), as described herein.

Approve

# FAFSA–2026-2027 FAFSA Form

## Student View

Federal Student Aid  
An OFFICE of the U.S. DEPARTMENT of EDUCATION

FAFSA Form 2026–27

FAFSA Form 2026–27

We're securely importing your information.

Do not leave this page while your information is being imported into your application.

Loading...

FAFSA Form 2026–27 Student Raya Tran

We're securely importing your information.

Success! We've confirmed your information with the IRS.  
Select "Continue" to proceed. You will still have to answer some questions in the Financials section.

Previous Continue

# FAFSA—Personal Circumstances

## Student View


**FAFSA**<sup>®</sup> Form 2026–27

### Your Personal Circumstances

We'll ask you questions that help us determine your eligibility for federal student aid. This information can affect the types of federal student aid you're eligible to receive.

→ Sometimes we need to collect information from other people depending on answers in this section. We'll let you know if this is the case.

[Previous](#)[Continue](#)



# FAFSA—Personal Circumstances

## Student View

FAFSA® Form 2026–27

1 Personal Circumstances 2 Demographics 3 Financials 4 Colleges 5 Signature

### Student Personal Circumstances

Select all that apply or "None of these apply."

☐ The student is currently serving on active duty in the U.S. armed forces for purposes other than training.

☐ The student is a veteran of the U.S. armed forces.

☐ The student has children or other people (excluding their spouse) who live with them and receive more than half of their support from the student now and between July 1, 2026 and June 30, 2027.

☐ At any time since the student turned 13, they were an orphan (no living biological or adoptive parent).

☐ At any time since the student turned 13, they were a ward of the court.

☐ At any time since the student turned 13, they were in foster care.

☐ The student is or was a legally emancipated minor, as determined by a court in their state of residence.

☐ The student is or was in a legal guardianship with someone other than their parent or stepparent, as determined by a court in their state of residence.

☐ None of these apply.

Previous Continue

FAFSA® Form 2026–27

1 Personal Circumstances 2 Demographics 3 Financials 4 Colleges 5 Signature

### Student Homelessness

At any time on or after July 1, 2025, was the student unaccompanied and either (1) homeless or (2) self-supporting and at risk of being homeless?

☐ Yes ☒ No

Previous Continue

FAFSA® Form 2026–27

1 Personal Circumstances 2 Demographics 3 Financials 4 Colleges 5 Signature

### Student Unusual Circumstances

This information will help us evaluate the student's ability to pay for school.

Do unusual circumstances prevent the student from contacting their parents or would contacting their parents pose a risk to the student?

A student may be experiencing unusual circumstances if they

- left home due to an abusive or threatening environment;
- are abandoned by or estranged from their parents;
- have refugee or asylum status and are separated from their parents, or their parents are displaced in a foreign country;
- are a victim of human trafficking;
- are incarcerated, or their parents are incarcerated, and contact with the parents would pose a risk to the student; or
- are otherwise unable to contact or locate their parents.

If the student's circumstances resulted in not having a safe and stable place to live, they may be considered a homeless youth and should review the answer to the previous question about being unaccompanied and homeless.

☐ Yes ☐ No

FAFSA® Form 2026–27

1 Personal Circumstances 2 Demographics 3 Financials 4 Colleges 5 Contributor Invite 6 Signature

### Your Dependency Status

**Dependent Student**

Based on your answers, you're a dependent student. This means you must provide parent information on your FAFSA® form. This information helps determine how much federal student aid you're eligible to receive.

**Direct Unsubsidized Loan Only**

Are the student's parents refusing to provide their information on this FAFSA® form?

This response must be "No" for the student to be considered for Federal Pell Grant eligibility and most other types of federal student aid.

☐ Yes ☒ No

Previous Continue


# FAFSA--Student Demographics

## Student View

**FAFSA**<sup>®</sup> Form 2026–27

### Student Demographics

We'll ask questions about your background and family.



[Previous](#)[Continue](#)

# FAFSA—Student Demographics

## Student View

FAFSA<sup>®</sup> Form 2026–27

Personal Circumstances **Demographics** Financials Colleges Contributor Invite Signature

### Parent Education Status

Did either of the student's parents attend college or complete college?

☐ Neither parent attended college

☐ One or both parents attended college but neither parent completed college

☒ One or both parents completed college

☐ Don't know

Previous Continue

FAFSA<sup>®</sup> Form 2026–27

Personal Circumstances **Demographics** Financials Colleges Contributor Invite Signature

### Parent Killed in Line of Duty

Was the student's parent or guardian killed in the line of duty while either (1) serving on active duty as a member of the U.S. armed forces on or after the events of 9/11, or (2) performing official duties as a public safety officer?

*Public safety officers include law enforcement officers, firefighters, and emergency service workers.*

☐ Yes ☒ No

Previous Continue

FAFSA<sup>®</sup> Form 2026–27

Personal Circumstances **Demographics** Financials Colleges Contributor Invite Signature

### Student High School Completion Status

What will the student's high school completion status be at the beginning of the 2026–27 school year?

☒ High school diploma

☐ State-recognized high school equivalent (e.g., GED certificate)

☐ Homeschooled

☐ None of the above

Previous Continue



# FAFSA—Your Finances

## Student View


**FAFSA**<sup>®</sup> Form 2026–27

### Your Finances

The FAFSA<sup>®</sup> form helps determine your ability to pay for school. We ask about your financial information in this section.

What if you have special financial circumstances?

[Previous](#)[Continue](#)



# FAFSA—Your Finances

## Student View

**FAFSA**<sup>®</sup> Form 2026–27

✓

✓

3

4

5

6

Personal Circumstances

Demographics

Financials

Colleges

Contributor Invite

Signature

### Student 2024 Tax Return Information

Refer to the student's 2024 tax return to answer the following questions.

If the answer is zero or the question does not apply, enter 0.

#### IRA Rollover Into Another IRA or Qualified Plan

\$0.00

#### Pension Rollover Into an IRA or Other Qualified Plan

\$0.00

#### Amount of College Grants, Scholarships, or AmeriCorps Benefits Reported as Income to the IRS

Students typically answer this question with a zero because most scholarships and grants, including Federal Pell Grants, are not considered taxable income. If the student is married, include the amount their spouse reported. If the response is other than zero, the amount is typically not the same as the amount reported on IRS Form 1098-T (Box 5) or the adjusted gross income reported on the tax return.

\$0.00

#### Foreign Earned Income Exclusion

IRS Form 1040 Schedule 1: Line 8d

\$0.00

PreviousContinue

### Student Assets

#### Current Total of Cash, Savings, and Checking Accounts

Don't include student aid, retirement accounts, or investments.

\$1,000.00

#### Current Net Worth of Investments, Including Real Estate

Don't include the home the student lives in. Net worth is the value of the investments minus any debts owed against them.

\$0.00

#### Current Net Worth of Businesses and Investment Farms

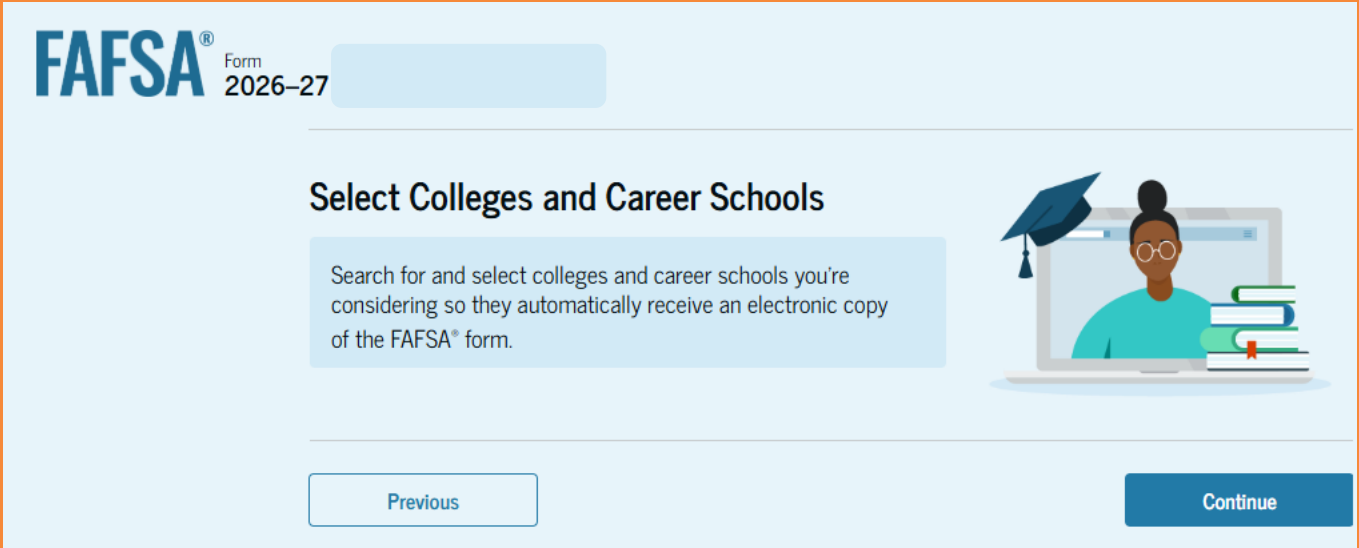
Enter the net worth of the student's businesses and for-profit agricultural operations. Net worth is the value of the businesses and farms minus any debts owed against them. Don't include a family business with 100 or fewer full-time employees, farms where the family resides, or a commercial fishing business and related expenses.

\$0.00

PreviousContinue

# FAFSA—Select Colleges and Career Schools

## Student View



The screenshot shows the FAFSA Form 2026-27 interface. At the top left is the FAFSA logo and the text 'Form 2026-27'. Below this is a light blue box titled 'Select Colleges and Career Schools'. Inside this box, there is a paragraph: 'Search for and select colleges and career schools you're considering so they automatically receive an electronic copy of the FAFSA® form.' To the right of the text is an illustration of a person with glasses and a graduation cap, sitting at a desk with books. At the bottom of the interface are two buttons: 'Previous' on the left and 'Continue' on the right.

FAFSA® Form 2026-27

### Select Colleges and Career Schools

Search for and select colleges and career schools you're considering so they automatically receive an electronic copy of the FAFSA® form.

Previous Continue

# FAFSA—Select Colleges and Career Schools

## Student View

FAFSA<sup>®</sup> Form 2026–27

✓

✓

✓

4

5

6

Personal Circumstances

Demographics

Financials

Colleges

Contributor Invite


Signature

Where should we send the FAFSA<sup>®</sup> information?

Add at least one college or career school now.

You can add or remove schools before and after submitting your form.

*You can add up to 20 schools. List any schools you're considering, even if you're not certain you'll apply to them. [Find tips for searching for colleges or career schools.](#)*

 1 out of 20 schools selected


[View Selected Schools](#)

Search by State

Enter School Code

Federal School Code

003754

 Search

Continue

A dashed black arrow originates from the bottom right of the main form area and points diagonally upwards and to the left, terminating at the 'Continue' button.

# FAFSA—Invite a Parent as a Contributor

## Student View

**FAFSA**<sup>®</sup> Form 2026–27


### Invite a Parent as a Contributor

A contributor is anyone who's required to provide information on your FAFSA form. You must invite a legal parent—a biological or adoptive parent as determined by the state.

Stepparents and other types of guardians do not count unless they have legally adopted the student.

Who counts as a parent on the FAFSA form?

[Previous](#)[Continue](#)



# FAFSA—Invite a Parent as a Contributor

## Student View

FAFSA<sup>®</sup>

Form  
2026–27

Personal Circumstances

Demographics

Financials

Colleges

Contributor Invite

Signature

## Invite Your Parent to This FAFSA<sup>®</sup> Form

To determine your federal student aid eligibility, we need more information on your household financial situation. You'll need to invite a contributor to provide this information.

*As a dependent student, you need to invite a legal parent as a contributor. You only need to invite one parent.*

[Who counts as a parent on the FAFSA form?](#)

Parent

Invite a Parent Contributor

Email

mom@gmail.com

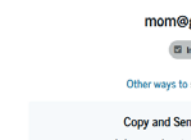
?

Send Invite

## Send Invite to mom@gmail.com?

We will send an email that includes contributor invitation link and access code to this address.

Go BackSend Invite



### Parent Contributor

Once your parent accepts the invitation, they can complete the parent section of this FAFSA form.  
You can check the status of contributor invitations from the "My Activity" page.

Parent

mom@gmail.com

Invite Sent

Other ways to send the invite ^

Copy and Send the Invite Link ⓘ

[www.fafsa.gov/invite/7BR4U7T](#) Copy Link

You can also have them go to [www.fafsa.gov/invite](#) and enter code:  
**7BR4U7T**

Cancel Invite

Previous


Continue

# FAFSA—Invite a Parent as a Contributor

## Student View

Federal Student Aid

### Complete Your Section of Hokie Bird's FAFSA Form



Ms. Bird,

Hokie Bird started their Free Application for Federal Student Aid (FAFSA) and added you as a contributor. Raya won't be eligible for federal student aid without your input.

Login or create an account on StudentAid.gov:

[Accept Invitation](#)

Provide this code when prompted:

**7BR4U7T**

# FAFSA—Review

## Student View

**FAFSA**<sup>®</sup> Form 2026–27

✓

✓

✓

✓

✓

6

Personal CircumstancesDemographicsFinancialsCollegesContributor InviteSignature

### Review Your FAFSA<sup>®</sup> Responses

If you need to change any of your FAFSA responses, select the question to return to that page.



Student Sections

Expand All ▾

✓ Introduction

Personal Identifiers

▾

✓ Section 1

Personal Circumstances

▾

✓ Section 2

Demographics

▾

✓ Section 3

Financials

▾

✓ Section 4


Colleges

▾

Contributor Section

✓ This Section Is Shared With One Contributor

[Manage Contributor Information](#)

Contributor(s)	Role	Invite Code	Status
 mom@gmail.com	Parent	7BR4U7T	<div>✓ Invite Sent</div>

Previous

Continue



# FAFSA—Signature

## Student View

**FAFSA**<sup>®</sup> Form 2026–27

✓

✓

✓

✓

✓

6

Personal Circumstances

Demographics

Financials

Colleges

Contributor Invite

Signature

### Sign and Complete Your Section

#### Summary

This page confirms that you understand the terms and conditions of the FAFSA<sup>®</sup> form and filled out the form accurately to the best of your ability.

The FAFSA form is a legal document you will electronically sign with your StudentAid.gov account username and password (FSA ID). Because your FSA ID is associated with your personal information, do not share it with anyone.

By signing this application electronically using your FSA ID, YOU, THE STUDENT, certify that you

- will use federal and/or state student aid only to pay the cost of attending an institution of higher education,
- are not in default on a federal student loan or have made satisfactory arrangements to repay it,
- do not owe money back on a federal student grant or have made satisfactory arrangements to repay it,
- will notify your school if you default on a federal student loan, and

Additionally, by signing this application electronically using your FSA ID, you authorize the U.S. Department of Education to disclose all information provided on this application, as required under Section 483(a)(2)(D)(i) of the *Higher Education Act of 1965*, as amended, to the institutions you have identified herein, state higher education agencies (in your state of residence and the states in which the institutions identified herein are located), and designated scholarship organizations to assist with the application, award, and administration of federal, state, or institutional financial aid programs and designated scholarship programs. Notwithstanding this authorization, the name of an institution that you select to authorize such disclosure shall not be shared with any other institution.

You must sign your FAFSA<sup>®</sup> form now and then your contributor can submit your form when complete.

☒ I, \_\_\_\_\_ agree to the terms outlined above.

Cancel

Sign Student Section



# FAFSA—Pending Submission

## Student View


**FAFSA**<sup>®</sup> Form 2026–27

1 Student Section

2 Parent Section



### Pending Submission


Check with your contributor

 **Parent Contributor**

#### Requirements for Dependent Students

Your FAFSA<sup>®</sup> form can't be submitted until your contributor(s) fill out their section of the form and sign it. The last contributor to sign will be able to submit the form for processing.

Contributor	Role	Invite Code	Status
 mom@gmail.com	Parent	7BR4U7T	 Invite Sent

 [Manage Invitations](#)

### Here's What You Can Do Next



#### Check Your Email

You'll receive an email version of this page at the following email address:  
**raya.tran@email.com.**



#### Your FAFSA<sup>®</sup> Form Still Needs Contributor Information

The contributor(s) you selected will receive an email invitation to join your form.



#### View Your FAFSA Submission Summary

Once your application is complete and submitted, you can view your FAFSA Submission Summary, a summary of the information you provided on your FAFSA form. You'll be able to access the FAFSA Submission Summary one to three days after you submit your application by logging back in with your account username and password (FSA ID).

# FAFSA—Contributing to the FAFSA Form


## Parent View

**FAFSA**<sup>®</sup> Form 2026–27

### Parent Contributing to the FAFSA<sup>®</sup> Form

You have entered **Raya Tran's** FAFSA<sup>®</sup> form!

- This FAFSA form can't be submitted for processing until you provide some required personal and financial information.
- You can save this form and come back to it later.



#### Frequently Asked Questions

Why have I been invited to contribute to this FAFSA<sup>®</sup> form?

Does contributing to the form mean I'm responsible to pay for college or career school?

What do I need to complete my section(s)?

What kind of information will I be asked to provide?

What happens after I complete my section(s)?

Previous

Continue

# FAFSA— Understanding the FAFSA

## Parent View

FAFSA® Form 2026–27

### Understanding the FAFSA® Form

1 of 4

#### What is the FAFSA® form?

Use the *Free Application for Federal Student Aid* (FAFSA®) to apply for grants, scholarships, work-study funds, and loan career school, or graduate school.

You might need the following information or documents at the time you complete the FAFSA form:

- Tax returns
- Records of child support received
- Current balances of cash, savings, and checking accounts
- Net worth of investments, businesses, and farms



FAFSA® Form 2026–27

#### Parent Identity Information

Review the information below and verify that it's correct before moving forward.

Name Ms. Bird

Date of Birth June 20, 1832

Social Security Number XXX-XX-XXXX

Email Address mom@gmail.com

Mobile Phone Number 1-800-Mrs-Bird

To update this information for all U.S. Department of Education communications, go to [Account Settings](#).

Permanent Mailing Address  
Include apartment number.

925 Prices Fork Road

City

Blacksburg

FAFSA® Form 2026–27

#### Provide Consent and Approval or the Student Won't Be Eligible for Federal Student Aid

Consent and approval are needed to retrieve and disclose federal tax information. With your consent and approval, we can obtain tax return information automatically from the IRS to complete your FAFSA application.

Federal Student Aid

FAFSA

Loans & Grants

Repayment

Loan Forgiveness

FAFSA® Form 2026–27



FAFSA® Form 2026–27



We're securely importing your information.



Success! We've confirmed your information with the IRS.

Select "Continue" to proceed. You will still have to answer some questions in the Financials section.

Previous

Continue

We're securely importing your information.

Please stay on this page while your information is being imported into your application.

Loading...


# FAFSA—Parent Demographics

## Parent View

**FAFSA**<sup>®</sup> Form 2026–27

### Parent Demographics

We'll ask questions about you and your family. These questions will help determine how much federal student aid the student is eligible to receive for school.



[Previous](#)[Continue](#)

# FAFSA—Parent Demographics

## Parent View

**FAFSA**<sup>®</sup> Form 2026–27

1

Demographics

2

Financials

3

Contributor Invite

4

Signature

### Parent Current Marital Status

☐ Single (never married)

☐ Unmarried and both legal parents living together


☐ Married (not separated)

☒ Remarried

☐ Separated

☐ Divorced

☐ Widowed

**FAFSA**<sup>®</sup> Form 2026–27  Parent of Raya Tran

1

Demographics

2

Financials

3

Contributor Invite

4

Signature

### Parent State of Residence

#### State

Usually, this is the state where the parent lives.

State of Residence

Virginia (VA)

#### Date the Parent Became a Legal Resident of Virginia (VA)

If the parent was born in Virginia (VA) and has not moved out of state since, enter their date of birth. Otherwise, enter the date the parent moved to Virginia (VA).

Month

Year

05

2000

Previous

Continue

# FAFSA—Parent Finances

## Parent View


**FAFSA**<sup>®</sup> Form 2026–27

### Parent Finances

The FAFSA<sup>®</sup> form helps determine the student's eligibility for federal student aid. We ask about your financial information in this section.

What if you have special financial circumstances?

[Previous](#)[Continue](#)



# FAFSA—Parent Finances

## Parent View

FAFSA® Form 2026–27

Demographics Financials Contributor Invite Signature

### Federal Benefits Received

**Responses Won't Reduce Federal Student Aid Eligibility**

Answering these questions won't reduce the student's eligibility for federal student aid or these programs.

At any time during 2024 or 2025, did the parent or anyone in their family receive benefits from any of the following federal programs?

Family includes the parent's spouse, children, and other dependents if these apply:

- ☐ Earned Income Credit (EIC)
- ☐ Federal Housing Assistance
- ☐ Free or Reduced Price School Lunch
- ☐ Medicaid

FAFSA® Form 2026–27

Demographics Financials Contributor Invite Signature

### Number in College

How many people in the parent's family will be in college between 2027?

Never include the student's parent(s). Always include the student and other children or dependents if they will also be in college during the year.

1

Previous

FAFSA® Form 2026–27

Demographics Financials Contributor Invite Signature

### Family Size

Is the parent's family size different from the number of individuals claimed on their 2024 tax return?

Family size includes the parent, their spouse, children, and other dependents in the home. Dependents are people who live with the parent and will receive more than half of their support from them between July 1, 2026, and June 30, 2027. This includes dependent children even if they live apart because of enrollment at a college or career school. Examples of family size changing include the birth of a child and a child independently supporting themselves such that they are no longer a dependent.

☐ Yes ☒ No

Previous Continue

FAFSA® Form 2026–27

Demographics Financials Contributor Invite Signature

### Annual Child Support Received

Enter the total amount of child support the parent received for the last complete calendar year.

\$ 0 .00

### Parent Assets

**Current Total of Cash, Savings, and Checking Accounts**

Don't include student aid, retirement accounts, or investments.

\$ 3,715 .00

**Current Net Worth of Investments, Including Real Estate**

Don't include the home the parent lives in. Net worth is the value of the investments minus any debts owed against them.

\$ 10,580 .00

### IRA Rollover

\$ 0 .00

### Pension Rollover Into an IRA or Other Qualified Plan

\$ 0 .00

### Amount of College Grants, Scholarships, or AmeriCorps Benefits Reported as Income to the IRS

People typically answer this question with a zero because most scholarships and grants, including Federal Pell Grants, are not considered taxable income. If the parent is married, include the amount their spouse reported. If the response is other than zero, the amount is typically not the same as the amount reported on IRS Form 1098-T (Box 5) or the adjusted gross income reported on the tax return.

\$ 0 .00

### Foreign Earned Income Exclusion

IRS Form 1040 Schedule 1: Line 8d

\$ 0 .00

Previous Continue



# FAFSA—Invite the Parent's Spouse

## Parent View


**FAFSA<sup>®</sup>** Form 2026–27

### Invite the Parent's Spouse to This FAFSA<sup>®</sup> Form

A contributor is anyone who's required to provide information on the student's FAFSA form. You need to invite your spouse as a contributor.

This will help us get a better understanding of the student's eligibility for federal financial aid.

[Previous](#)[Continue](#)



# FAFSA—Invite the Parent's Spouse & Review

## Parent View

**FAFSA**<sup>®</sup> Form 2026–27

✓

✓

3

4

Demographics

Financials

Contributor Invite

Signature

### Invite Your Spouse to This FAFSA<sup>®</sup> Form

To determine federal student aid eligibility, we need more information about their household financial situation. You'll need to invite an additional contributor to provide this information.

*Because you are married, you need to invite your spouse as a contributor.*

 Parent Spouse

#### Invite the Parent Spouse

Email





Previous

Continue

**FAFSA**<sup>®</sup> Form 2026–27

## Review Your FAFSA<sup>®</sup> Responses

If you need to change any of your FAFSA responses, select the question to return to that page.

### Parent Sections

Expand All

✓

Introduction  
Personal Identifiers

⌵

✓

Section 1  
Demographics

⌵

✓


Section 2  
Financials

⌵



### Contributor Section

✓

This Section Is Shared With One Contributor

 Manage Contributor Information

This FAFSA<sup>®</sup> form is shared with the individual listed below. View who you invited and the status of their section.

Contributor	Role	Invite Code	Status
 Travis Tran	Parent Spouse or Partner	7PSP2P5R	<div> Invite Sent</div>

Previous

Continue

# FAFSA— Parent Signature

## Parent View

**FAFSA**<sup>®</sup> Form 2026–27

✓

✓

✓

4

DemographicsFinancialsContributor InviteSignature

### Sign and Complete Your Section

#### Summary

This page confirms that you understand the terms and conditions of the FAFSA® form and filled out the form accurately to the best of your ability.

The FAFSA form is a legal document you will electronically sign with your StudentAid.gov account username and password (FSA ID). Because your FSA ID is associated with your personal information, do not share it with anyone.

By signing the student's application electronically using your StudentAid.gov account username and password, YOU, THE PARENT, certify that all of the information you provided is true and complete to the best of your knowledge and you agree, if asked, to provide

- information that will verify the accuracy of your completed form, and
- U.S. or foreign income tax forms that you filed or are required to file.

You also certify that you understand that the secretary of education has the authority to verify information reported on your application.

Additionally, by signing this application electronically using your FSA ID, you authorize the U.S. Department of Education to disclose all information you provided on this application, as required under Section 483(a)(2)(D)(i) of the *Higher Education Act of 1965*, as amended, to the institutions identified herein, state higher education agencies (in the student's state of residence and the states in which the institutions identified herein are located), and designated scholarship organizations to assist with the application, award, and administration of federal, state, or institutional financial aid programs and designated scholarship programs. Notwithstanding this authorization, the name of an institution the student selected to authorize such disclosure shall not be shared with any other institution.

### Sign Your Section

☒ I,  agree to the terms outlined above.

PreviousSign

# FAFSA— Parent Signature & Submission

## Parent View



FAFSA® Form  
2026–27

### Pending Submission

The parent section is complete!

#### Requirements for FAFSA® Submission

This FAFSA® form is not complete until all required contributors fill in their sections of the form and sign it. Once completed, the FAFSA form will be submitted for processing.

Contributor	Role	Invite Code	Status
 travis.tran@email.com	Parent Spouse or Partner	J7XT2Y4	 Invite Sent

 [Manage Invitations](#)

FAFSA® Form  
2026–27

Financials

Signature

#### Sign and Complete Your Section

##### Summary

This page confirms that you understand the terms and conditions of the FAFSA® form and filled out the form accurately to the best of your ability.


The FAFSA form is a legal document you will electronically sign with your StudentAid.gov account username and password (FSA ID). Because your FSA ID is associated with your personal information, do not share it with anyone.

By signing the student's application electronically using your StudentAid.gov account username and password, YOU, THE PARENT SPOUSE OR PARTNER, certify that all of the information you provided is true and complete to the best of your knowledge and you agree, if asked, to provide

- information that will verify the accuracy of your completed form, and
- U.S. or foreign income tax forms that you filed or are required to file.

FAFSA® Form  
2026–27

**Congratulations,**  
the FAFSA® Form Is Complete!

 Hokie Bird

Completion Date  
9/23/2025

# FAFSA– What Happens Next?

## What Happens Next



### Email Sent

Confirm that the student received an email version of this page.



### The Student Can Track the Status of Their Form

In one to three days, the student's FAFSA form will be processed and made available to their schools.



### The Student Will Receive School Communications

We use the information collected on the student's FAFSA form to calculate their Student Aid Index (SAI). The SAI lets schools determine how much aid the student is eligible to receive. Schools will reach out to the student if they need more information. They will also contact the student with financial aid offers. Once received, the student can contact their financial aid offices directly to ask questions about their student aid packages.

## Track and Manage the Student's FAFSA® Form

[View Status](#)

You can check the status of the student's application in the "My Activity" section of your account Dashboard. We will let you know if we need anything more from you.

# *Important Things to Remember*

- Complete the FAFSA by March 1<sup>st</sup> for maximum State and Federal financial aid
- Complete the FAFSA AND the General Scholarship Application by January 22<sup>nd</sup> for maximum institutional financial aid.
- Join us for upcoming Money Matters sessions- register and log in early
- Monitor your email regularly
- Keep up with updates on our webpages and social media platforms

# Questions?

- Contact Our Office
  - Phone: (540)-231-5179
  - Email: [finaid@vt.edu](mailto:finaid@vt.edu)
  - In person
- Follow us!
  - Our Website: [finaid.vt.edu](http://finaid.vt.edu)
  - Social Media- Facebook and Instagram

